

9

Number and algebra

Fifteen rabbits and ten bears looked for a home.
Eight rabbits found a home.

How many rabbits did not have
a home?



R.I.C. Publications® Prim-Ed Publishing



Eleven rabbits, seven bears and nine foxes looked for a home. None of the rabbits found a home.

How many rabbits did not have a home?



R.I.C. Publications® Prim-Ed Publishing

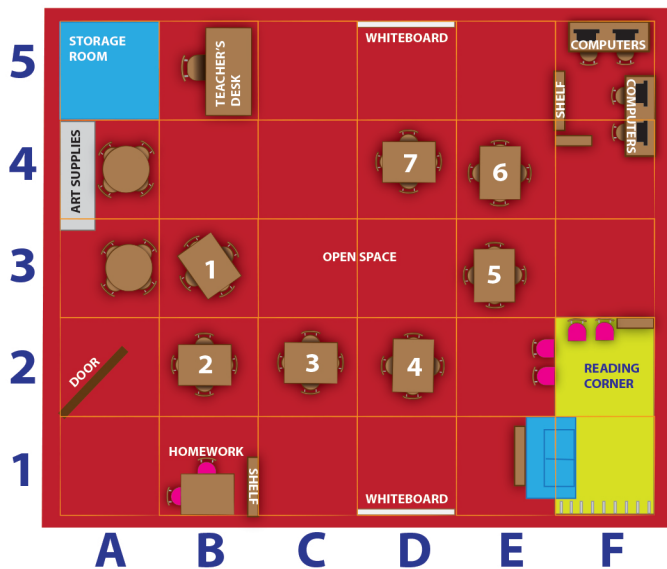


8

Measurement and geometry

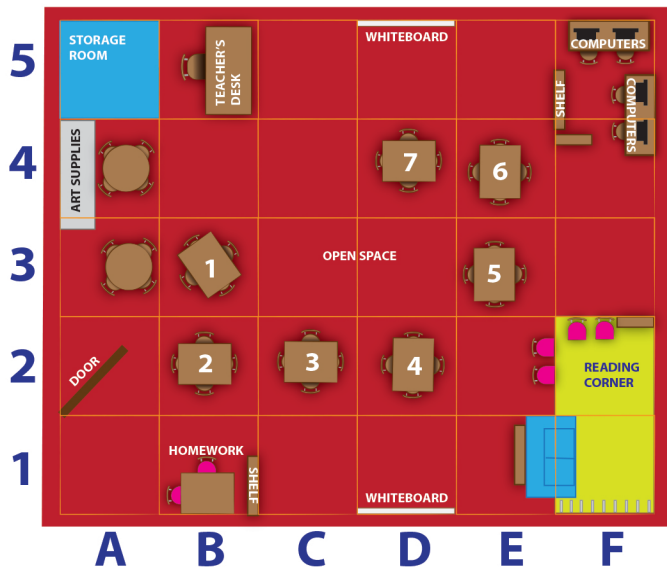
Amy starts at the door, walks one square down, four squares across to the right and two squares up to her table.

What table does she sit at?



Amy moves from E3 to B1 to B5.

Is she going to use a computer, giving the teacher her homework or going to do an art activity?



Weekly rainfall in Paris



Day of the week	M	Tu	W	Th	F	Sa	Su
Rainfall (mm)	24	65	21	23	54	0	3

Which two days had a total of 45 mm of rain?



Weekly rainfall in Paris



Day of the week	M	Tu	W	Th	F	Sa	Su
Rainfall (mm)	24	65	21	23	54	0	3

How much rain did Paris receive over the week and which day was most likely the sunniest?



$$\begin{array}{r}
 \text{GID} \\
 + \text{AHC} \\
 \hline
 \text{FABE}
 \end{array}$$

A	B	C	D	E
4		2	6	

F	G	H	I	J
	9	3	7	

If the letters A–J represent a number from 0–9 inclusive, what number does J represent?



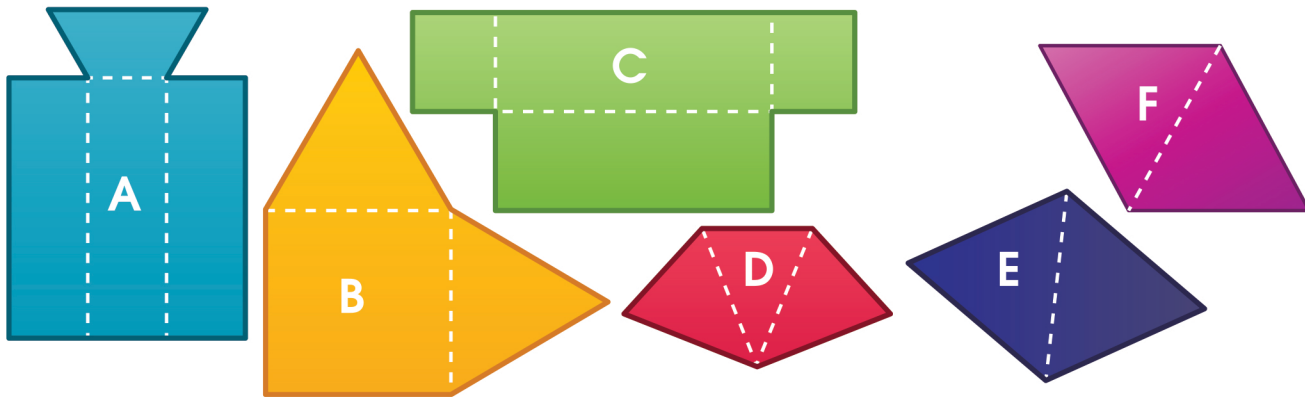
$$\begin{array}{r}
 \text{FDAEE} \\
 - \text{CJJA} \\
 \hline
 \text{GFBD}
 \end{array}$$

A	B	C	D	E
7	3	4	2	9

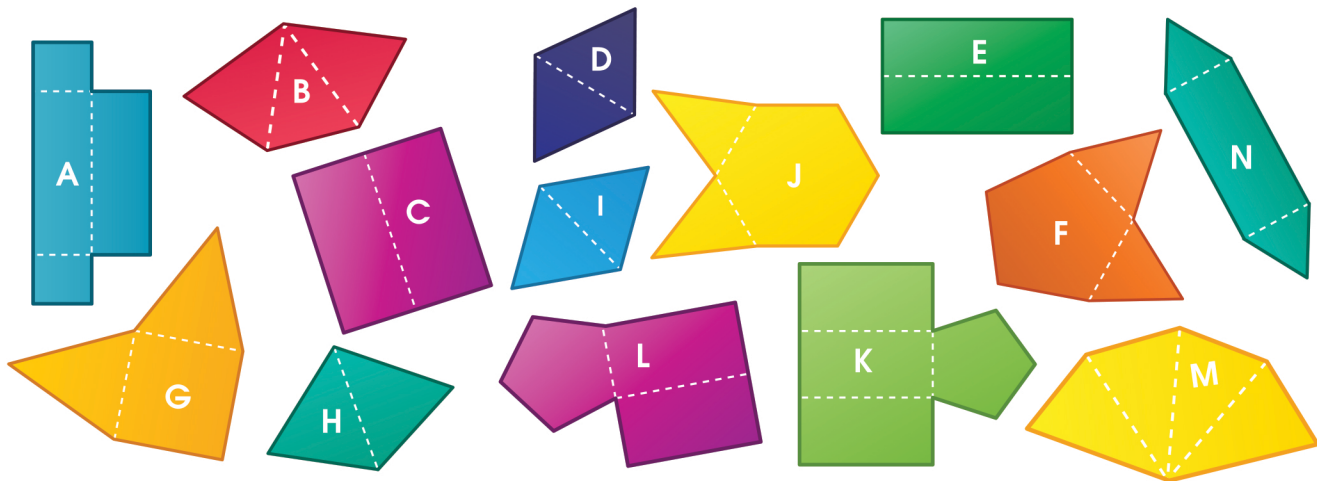
F	G	H	I	J

What numbers are represented by the letters F, G and J?

Which two pieces join together to make a triangular pyramid (tetrahedron)?



There are eight 3-D shapes cut in two pieces. What are the shapes and which pieces join together to make them?



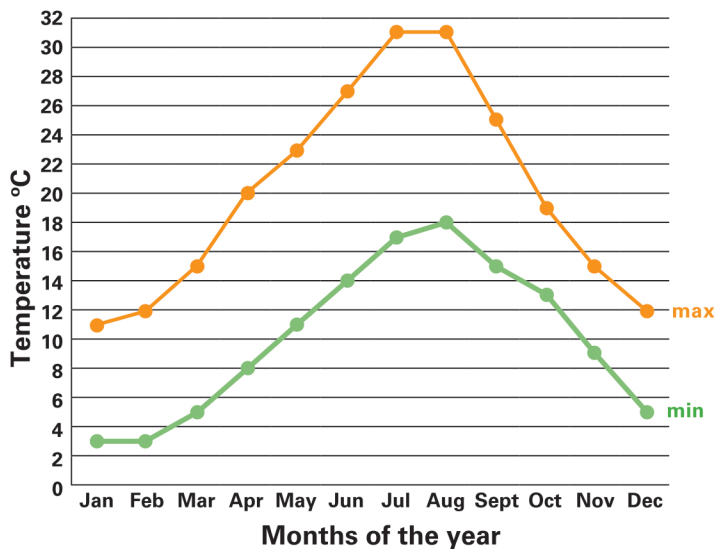
R.I.C. Publications® Prim-Ed Publishing

3

Statistics and chance

The graph shows the monthly minimum and maximum average temperatures, in °C, of a town in Italy.

Luigi's mama will only come to visit when the temperature remains above 10 °C. In which months will Mama not visit?



R.I.C. Publications® Prim-Ed Publishing



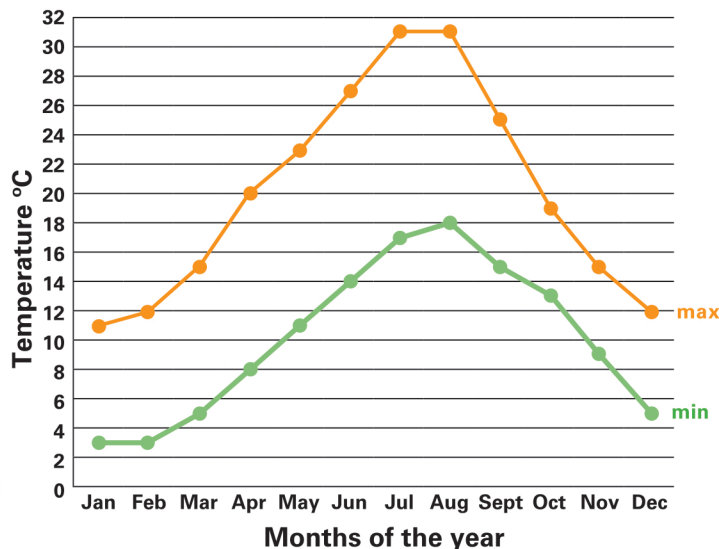
3

Statistics and chance

Extension

The graph shows the monthly minimum and maximum average temperatures, in $^{\circ}\text{C}$, of a town in Italy.

Luigi never plants his flower seedlings in a month with a temperature difference greater than 11°C . In which months can he plant his seedlings?



R.I.C. Publications[®] Prim-Ed Publishing

